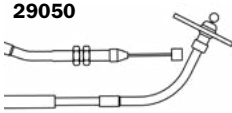
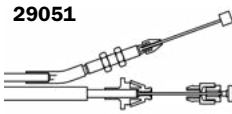
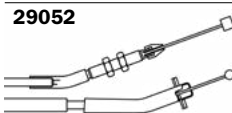
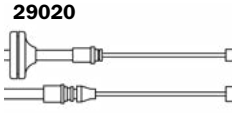
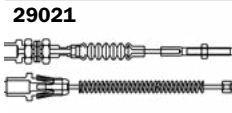

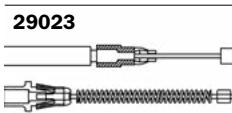
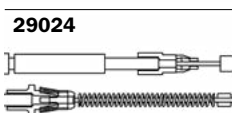
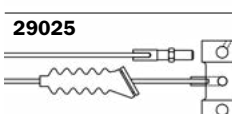
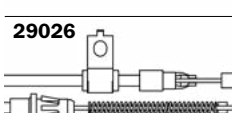
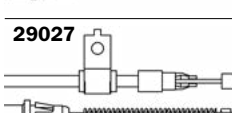
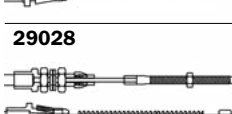
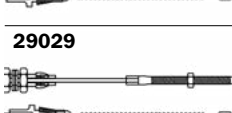


**▶ CABOS DE ACELERADOR**

PRODUTO TUBA	CÓD. ORIGINAL	VEÍCULO / APLICAÇÃO	MEDIDA
 <b>29050</b>	<b>MB0014</b>	L200 GL - 4x4 - Motor 2.5 - ANO: 95...00 L200 GLS - 4x4 - Motor 2.5 - ANO: 95...00	1471mm
 <b>29051</b>	<b>MR581001</b>	L200 SPORT - ANO: 03...	1670mm
 <b>29052</b>	<b>CK139000</b>	L200 - BRASILEIRO - ANO: 02...04	650mm

**▶ CABOS DE FREIO**

PRODUTO TUBA	CÓD. ORIGINAL	VEÍCULO / APLICAÇÃO	MEDIDA
 <b>29020</b>	<b>MB520631</b>	L200 GL - 4x4 - Dianteiro L200 GLS - 4x4 - Dianteiro	1490mm
 <b>29021</b>	<b>MB256879</b>	L200 GL - 4x4 - Traseiro Esquerdo L200 GLS - 4x4 - Traseiro Esquerdo	1773mm
 <b>29022</b>	<b>MB256871</b>	L200 GL - 4x4 - Traseiro Direito L200 GLS - 4x4 - Traseiro Direito	2325mm
 <b>29023</b>	<b>MR128203</b>	L200 SPORT - Traseiro Esquerdo - ANO: 03...	2005mm
 <b>29024</b>	<b>MR128204</b>	L200 SPORT - Traseiro Direito - ANO: 03...	2000mm
 <b>29025</b>	<b>MR205216</b>	L200 SPORT - Na Alavanca - ANO: 03...	280mm
 <b>29026</b>	<b>MN102416</b>	L200 TRITON - Traseiro Esquerdo - ANO: 07...	2032mm
 <b>29027</b>	<b>MN102417</b>	L200 TRITON - Traseiro Direito - ANO: 07...	2029mm
 <b>29028</b>		L200 GL - 4x2 - Traseiro Direito - ANO: 97...02 L200 GLS - 4x2 - Traseiro Direito - ANO: 97...02	2350mm
 <b>29029</b>		L200 GL - 4x2 - Traseiro Esquerdo - ANO: 97...02 L200 GLS - 4x2 - Traseiro Esquerdo - ANO: 97...02	1881mm

LINHA UTILITÁRIOS - MITSUBISHI



